


## How To Install Glass in Cabinet Frames

### Using Metal Retaining Clips


The easiest way to install glass into cabinet frames would be with metal clips. You can purchase cabinet glass retaining clips from most hardware stores or add them to your order of Etched Glass Inserts or Specialty Glass. Follow the 12 easy steps below to get a professional look.




**Step 1** - From the back of the frame measure from the bottom up on the sides approximately 5 inches and make a mark. Repeat 3 more times.




**Step 2** - From the back of the frame measure in from the side lip of the wood 1/4" and make a mark. Now you should have an +. Repeat 3 more times.




**Step 3** - Now you have a center mark where the tip of the screw will go into after drilling a pilot hole in the next step.




**Step 4** - Drill pilot hole only 1/4" deep being very careful not to drill through to the front of the cabinet frame.




**Step 5** - Remove tape and align screw with pilot hole.




**Step 6** - Screw down with hand screwdriver until you can barely swing the metal clip.



**Step 7** - After installing all metal clips swing the adjustment screws to the side to give you room for the glass to be inserted.



**Step 8** - All metal clips should be swung over like this giving full clearance for the glass.




**Step 9** - Carefully insert glass avoiding contact between glass and metal clips.




## How To Install Glass in Cabinet Frames



**Step 10** - After glass is inserted swing metal clips over the glass.



**Step 11** - Screw down clips with a hand screwdriver **only**. Do not tighten too much or you can crack the glass. You need just a snug fit so the glass doesn't move.



**Step 12** - This is what all of the metal clips should look like after installation.

**Note:**

For the average size cabinet frame 5 metal clips are sufficient. One on bottom and two on each side. If you have a small cabinet frame we recommend 3 clips per door, one on bottom and one on each side. If you have a very large cabinet you might consider using 6 metal clips us, two on bottom and two on each side.

If you request the an Order Form Package we will adjust the number of clips we feel would be sufficient on the Order Form Package sent to you.